

4

200m Freestyle Women Final

Official

☰ Qualified

☰ Heats

☰ Summary

































Total

13 years

14 years



15 years



16-109 years

Rank	Competitor	Age	Club	RT	PTS	Result
1	 Wilson Ella	14	 Selwyn Swi...			2:13.42 Entry: 2:14.06 (-0.64) 50m: 30.56 100m: 1:03.82 (33.26) 150m: 1:38.48 (34.66) 200m: 2:13.42 (34.94)
2	 Jarrett Lani	14	 St Paul's S...			2:14.42 Entry: 2:17.17 (-2.75) 50m: 31.08 100m: 1:05.01 (33.93) 150m: 1:40.17 (35.16) 200m: 2:14.42 (34.25)
3	 Van Geneijgen Poppy	14	 Hamilton Aq...			2:14.73 Entry: 2:17.50 (-2.77) 50m: 31.44 100m: 1:05.87 (34.43) 150m: 1:40.93 (35.06) 200m: 2:14.73 (33.80)
4	 Croft Amelia	16	 Manurewa ...			2:14.88 Entry: 2:15.09 (-0.21) 50m: 30.56 100m: 1:04.93 (34.37) 150m: 1:38.73 (33.80) 200m: 2:14.88 (36.15)
5	 Orbell Erika	14	 TBSS Cent...			2:14.96 Entry: 2:17.32 (-2.36) 50m: 31.46 100m: 1:06.24 (34.78) 150m: 1:41.18 (34.94) 200m: 2:14.96 (33.78)
6	 Scott Megan	14	 Swim Timaru			2:15.10 Entry: 2:17.21 (-2.11) 50m: 31.32 100m: 1:05.41 (34.09) 150m: 1:40.56 (35.15) 200m: 2:15.10 (34.54)
7	 Petherbridge Isla	17	 TBSS Cent...			2:15.18 Entry: 2:17.77 (-2.59) 50m: 30.27 100m: 1:04.51 (34.24) 150m: 1:40.32 (35.81) 200m: 2:15.18 (34.86)
8	 Barnes Macey	15	 North Cant...			2:15.38 Entry: 2:15.62 (-0.24) 50m: 30.43 100m: 1:04.52 (34.09) 150m: 1:39.71 (35.19) 200m: 2:15.38 (35.67)
9	 Singleton Alahna	16	 Ice Breaker...			2:15.95 Entry: 2:18.29 (-2.34) 50m: 30.94 100m: 1:05.36 (34.42) 150m: 1:40.97 (35.61) 200m: 2:15.95 (34.98)
10	 Roberts Carina	15	 Evolution A...			2:16.12 Entry: 2:16.15 (-0.03) 50m: 31.30 100m: 1:05.73 (34.43) 150m: 1:40.93 (35.20) 200m: 2:16.12 (35.19)
11	 Campbell Emma	15	 Swim Timaru			2:16.76 Entry: 2:18.96 (-2.20) 50m: 31.61 100m: 1:06.36 (34.75) 150m: 1:41.90 (35.54) 200m: 2:16.76 (34.86)
12	 Marlow Madison	15	 Hamilton Aq...			2:17.23 Entry: 2:19.88 (-2.65) 50m: 31.56 100m: 1:06.70 (35.14) 150m: 1:42.20 (35.50) 200m: 2:17.23 (35.03)
13	 Dresner Renee	13	 Evolution A...			2:17.41 Entry: 2:19.10 (-1.69) 50m: 31.19 100m: 1:06.05 (34.86) 150m: 1:42.47 (36.42) 200m: 2:17.41 (34.94)
14	 Palmer Analiah	16	 Papakura S...			2:17.56 Entry: 2:19.08 (-1.52) 50m: 31.73 100m: 1:06.33 (34.60) 150m: 1:42.65 (36.32) 200m: 2:17.56 (34.91)
15	 Hurt Abigail	15	 St Peter's S...			2:17.61 Entry: 2:17.80 (-0.19) 50m: 31.46 100m: 1:06.41 (34.95) 150m: 200m: 2:17.61 (2:17.61)
16	 Rule Dannielle	17	 Porirua City...			2:18.04 Entry: 2:19.60 (-1.56)

50m: 31.51 100m: 1:06.96 (35.45) 150m: 1:43.13 (36.17)
200m: 2:18.04 (34.91)

50m: 31.77 100m: 1:06.53 (34.76) 150m: 1:42.52 (35.99)
200m: 2:18.34 (35.82)



18  **Yang Mingmae** 14  **Dannevirke...** **2:18.70**
Entry: 2:20.21 (-1.51)
50m: 30.89 100m: 1:05.16 (34.27) 150m: 1:41.81 (36.65)
200m: 2:18.70 (36.89)

19  **Reader Jasmin** 13  **North Shore...** **2:18.85**
Entry: 2:22.84 (-3.99)
50m: 32.22 100m: 1:08.09 (35.87) 150m: 1:44.18 (36.09)
200m: 2:18.85 (34.67)



20  **Marshall Lilaina** 17  **TBSS Cent...** **2:18.91**
Entry: 2:18.77 (+0.14)
50m: 31.86 100m: 1:06.64 (34.78) 150m: 1:42.62 (35.98)
200m: 2:18.91 (36.29)

21  **Claridge Lilly** 16  **Nelson Sou...** **2:19.12**
Entry: 2:19.31 (-0.19)
50m: 32.11 100m: 1:06.91 (34.80) 150m: 1:43.20 (36.29)
200m: 2:19.12 (35.92)

22  **Hanley Ella** 15  **Tawa Swim...** **2:19.38**
Entry: 2:19.56 (-0.18)
50m: 32.44 100m: 1:08.95 (36.51) 150m: 1:45.07 (36.12)
200m: 2:19.38 (34.31)



23  **Wellington Sophie** 13  **Kiwi ASC** **2:19.76**
Entry: 2:20.87 (-1.11)
50m: 31.68 100m: 1:07.67 (35.99) 150m: 1:44.13 (36.46)
200m: 2:19.76 (35.63)


24  **Kim Rachel** 13  **Wharenui S...** **2:19.98**
Entry: 2:23.08 (-3.10)
50m: 33.25 100m: 1:08.70 (35.45) 150m: 1:45.12 (36.42)
200m: 2:19.98 (34.86)

25  **Blackmore Isabelle** 15  **St Paul's S...** **2:20.40**
Entry: 2:20.40
50m: 32.84 100m: 1:08.50 (35.66) 150m: 1:44.93 (36.43)
200m: 2:20.40 (35.47)

26  **Pool Elizabeth** 13  **Taupo Swi...** **2:20.72**
Entry: 2:22.45 (-1.73)
50m: 33.24 100m: 1:08.95 (35.71) 150m: 1:45.25 (36.30)
200m: 2:20.72 (35.47)



27  **Maltai-Spence Sophia** 14  **Liz van Wel...** **2:20.98**
Entry: 2:18.94 (+2.04)
50m: 31.42 100m: 1:06.83 (35.41) 150m: 1:44.27 (37.44)
200m: 2:20.98 (36.71)

28  **Lomas Zariah** 13  **Swim Rotor...** **2:21.14**
Entry: 2:23.19 (-2.05)
50m: 32.54 100m: 1:09.09 (36.55) 150m: 1:45.00 (35.91)
200m: 2:21.14 (36.14)

29  **Jury Mackenzie** 13  **Liz van Wel...** **2:21.58**
Entry: 2:24.41 (-2.83)
50m: 33.03 100m: 1:09.48 (36.45) 150m: 1:45.58 (36.10)
200m: 2:21.58 (36.00)

30  **Rogers Piper** 16  **Tawa Swim...** **2:21.93**
Entry: 2:19.33 (+2.60)
50m: 32.48 100m: 1:08.44 (35.96) 150m: 1:46.19 (37.75)
200m: 2:21.93 (35.74)

31  **Gibbs Meghan** 14  **Tawa Swim...** **2:22.39**
Entry: 2:19.34 (+3.05)
50m: 32.65 100m: 1:08.63 (35.98) 150m: 1:45.74 (37.11)
200m: 2:22.39 (36.65)

32  **Lietze Milly** 13  **South Otag...** **2:22.51**
Entry: 2:24.31 (-1.80)
50m: 31.58 100m: 1:07.61 (36.03) 150m: 1:45.26 (37.65)
200m: 2:22.51 (37.25)